

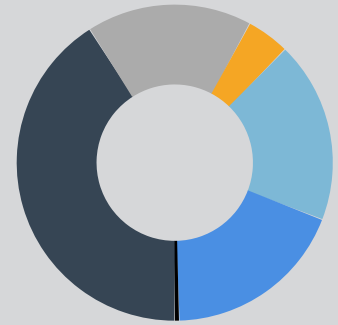
LOCAL GOVERNMENT

Facts

LOCAL GOVERNMENT nationally employs just under **190,800 Australians**, owns and manages non-financial assets with an estimated written down value of **\$501 billion** (2021-22), raises around **3.5 percent of Australia's total taxation revenue** per annum, and has an annual **operational expenditure of around \$43 billion** (2020-21).

Assets

■ Roads	41%
■ Buildings	17%
■ Parks	4%
■ Stormwater	19%
■ Waste Water	19%
■ Airports	0.8%



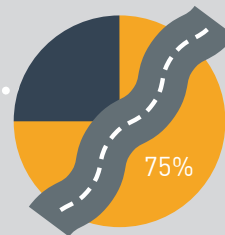
Statistics



190,800
Workforce



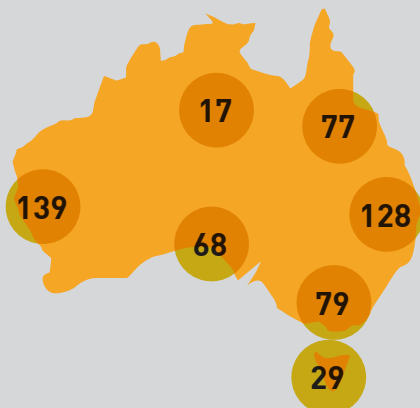
5,670
Councillors



657,000km
Roads



\$501 billion
Infrastructure



537 Local Councils

- 128 New South Wales
- 17 Northern Territory
- 77 Queensland
- 68 South Australia
- 29 Tasmania
- 79 Victoria
- 139 Western Australia